

Spectra PowerBox 300-Series

Technical Data



Features

- Pre-defined Box-PC
- Intel® Core™ i5-6300U CPU
- 2 x mPCIe
- 4 x USB 3.2 Gen 1, 2 x USB 2.0
- 2 x GLAN, 6 x COM, 1 x DVI, 1 x DP
- Windows® 10 IoT Enterprise

Model	Spectra PowerBox 300 Advanced 1	Spectra PowerBox 300 Advanced 1 Wide Temp	Spectra PowerBox 300 Advanced 3	Spectra PowerBox 300 Advanced 3 Wide Temp
Article n°	167261	167262	167263	167264

System Configuration

CPU	Intel® Core™ i5-6300U 2 Kerne / 4 Threads / Base Freq. 2.40 GHz / Burst Freq. 3.00 GHz			
RAM	8 GB	8 GB WT	16 GB	16 GB WT
SSD	128 GB 2.5" SATA-6G	128 GB 2.5" SATA-6G WT	256 GB 2.5" SATA-6G	256 GB 2.5" SATA-6G WT
Operating System	Microsoft® Windows® 10 IoT Enterprise 2021 LTSC, 64-bit, German / English			
Operating Temperature	0°C ~ +45°C	-40°C ~ +70°C	0°C ~ +45°C	-40°C ~ +70°C

Controllers & Interfaces

Ethernet	1 x Intel® i210 Gigabit-LAN, 1 x Intel® i219 Gigabit-LAN
Graphics	integrated in CPU
Audio	Realtek ALC888-GR Codec
Front IOs	2 x USB 2.0 4 x RS-232/422/485 1 x Line-out, 1 x Mic-in
Rear IOs	4 x USB 3.2 Gen1 2 x RJ45 2 x RS-232/422/485 1 x DVI-I (1920 x 1080 FHD) 1 x DP (3840 x 2160 FHD/4K) DIO (4-in/4-out), 1 x PS/2


Drives & Expansions

Storage	1 x 2,5" SATA HDD/SSD (Hot-Swap, RAID 0/1 Support), 2 x mSATA (mPCIe Slot), 1 x SIM
PCI/PCIe Slots	–
mPCIe Slots	2 x Full-Size for WiFi / GSM or expansion cards
Antenna Holes	4 x for wireless communication

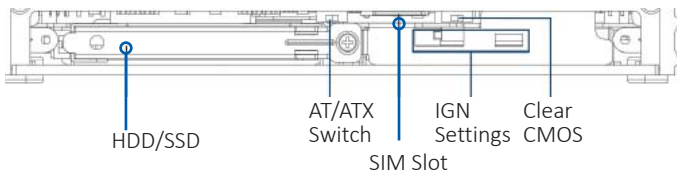
Further Data

Power	AT/ATX 9~48 V DC
Dimensions (W x H x D)	203 x 66,8 x 142 mm
Weight (net/gross)	2,1 kg / 3,4 kg
Mounting	Wall
Warranty	24 months
Packing List	1 x Power Terminal Block (female), 1 x Remote Power Terminal Block, 2 x DIO Block, 1 x Driver/Manual Medium, 1 x Microsoft® Windows® Recovery Medium, 2 x rails for Wall mount, 1 x DVI to VGA Adapter

Spectra PowerBox 300-Series Interfaces




Details Service lid



Further options - Ask us!

Interfaces for the proprietary slot

- 4 x Gigabit-LAN, RJ45
- 4 x Gigabit-LAN, M12
- 2 x RS-232
- 2 x Gigabit-LAN
- 2 x USB 3.2 Gen 1



Further functions

- Power ignition

Power supply

Power adapter, 60W, 12V/5A, C14, 3-pin, Tube

Mounting Kits

DIN-Rail, Sideboard

